

TP6/V/1-EC

CUTTING BENDING MACHINE FOR AXIAL COMPONENTS VERTICAL MOUNTING

EXAMPLES OF FORMS



81.OLO1 STANDARD



The TP6/V/1-EC machine is designed for cutting and bending taped axial components for vertical mounting. It operates components with lead diameters from 0,5 to 0,8mm (.019 to .031"). The bending pitch is determined by the bending cam supplied and it can be changed by replacing this cam with one having different thickness.

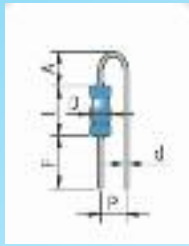
TP6/V/1-EC machine is only supplied manual version and for taped components.

WARNING: FOR PITCH 2,54 MM MINIMUM LENGTH BETWEEN BODY AND TAPE SHALL BE: LENGTH OF THE BODY PLUS 12 MM. THE LENGTH OF THE LEAD FOR THE LARGER PITCHES SHALL BE INCREASED BY RELATION

PRODUCTION:
TAPED: 50.000

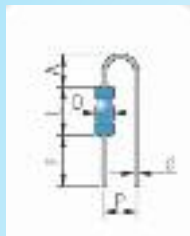
TP6/V/1-EC STANDARD VERSIONS

81.OL01- PITCH 2,54 MM



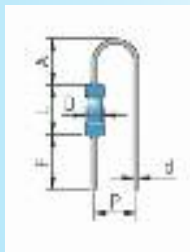
	MM		IN	
	min	max	min	max
A	2	8	.078	.236
L		15		.590
F	3	8	.118	.314
D	0,5	3	.019	.118
d	0,5	0,8	.019	.031
P	2,54	fix	.1	fix

81.OL03- PITCH 3,8 MM



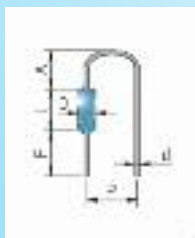
	MM		IN	
	min	max	min	max
A	2,5	8	.098	.236
L		15		.590
F	3	8	.118	.314
D	0,5	5	.019	.196
d	0,5	0,8	.019	.031
P	3,8	fix	.15	fix

81.OL04 - PITCH 5,08 MM



	MM		IN	
	min	max	min	max
A	3	7	.118	.275
L		15		.590
F	3	8	.118	.314
D	0,5	8	.019	.314
d	0,5	0,8	.019	.031
P	5,08	fix	.2	fix

81.OL05 - PITCH 7,62 MM



	MM		IN	
	min	max	min	max
A	4	7	.157	.275
L		15		.590
F	3	8	.118	.314
D	0,5	10	.019	.393
d	0,5	0,8	.019	.031
P	7,62	fix	.3	fix

TP6/V/21-EC

CUTTING BENDING MACHINE FOR AXIAL COMPONENTS VERTICAL MOUNTING

EXAMPLES OF FORMS

81.OL21 REINFORCED



The TP6/V/21-EC machine is designed for cutting and bending taped axial components for vertical mounting. It operates components with lead diameters from 0,8 to 1,3 MM (.031 to .051"). The bending pitch is determined by the bending cam supplied and it can be changed by replacing this cam with one having different thickness.

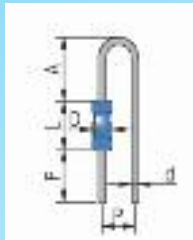
TP6/V/21-EC machine is only supplied manual version and for taped components.

WARNING: FOR PITCH 3,8 MM MINIMUM LENGTH BETWEEN BODY AND TAPE SHALL BE: LENGTH OF THE BODY PLUS 16 MM. THE LENGTH OF THE LEAD FOR THE LARGER PITCHES SHALL BE INCREASED BY RELATION

PRODUCTION:
TAPED: 50.000

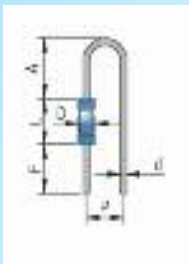
TP6/V/21-EC STANDARD VERSIONS

81.OL21 - PITCH 3,8 MM



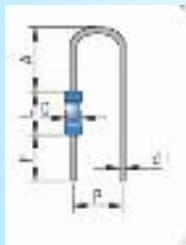
	MM		IN	
	min	max	min	max
A	4	9	.157	.354
L		15		.590
F	3	8	.118	.314
D	0,8	5	.031	.196
d	0,8	1,3	.031	.051
P	3,8 fix		.15 fix	

81.OL22 - PITCH 5,08 MM



	MM		IN	
	min	max	min	max
A	5	9	.196	.354
L		15		.590
F	3	8	.118	.314
D	0,8	8	.031	.314
d	0,8	1,3	.031	.051
P	5,08 fix		.2 fix	

81.OL23 - PITCH 7,62 MM



	MM		IN	
	min	max	min	max
A	6	9	.235	.354
L		15		.590
F	3	8	.118	.314
D	0,8	10	.031	.393
d	0,8	1,3	.031	.051
P	7,62 fix		.3 fix	